



We are the only supplier of Commando & Dominator parts using the original factory drawings. Our products are mostly made in England and to original specification. We also offer Norton Rotary spares, factory service manuals and literature for **NORTON** and **TRIUMPH** motorcycles.

### INSIST ON GENUINE FACTORY PARTS PACKAGED WITH THIS LOGO



#### THESE DECALS ARE AVAILABLE FROM STOCK:-

Part No.	Description	Type	Machine	Location
00.9195	RESERVE	D	Commando	Fuel tank
03.0461	OIL RECOMMENDATIONS	D	Twins (pre Mk3) & Singles	Frame
03.0517	MADE IN ENGLAND	D	Twins (pre Mk3) & Singles	Top Yoke
03.5039	SMALL NORTON (GOLD/BLACK)	D	Commando Fastback	Tail fairing
03.5073	MADE IN ENGLAND	D	Twins (pre Mk3) & Singles	Rear mudguard
06.0935	DO NOT OVERFILL OIL TANK	D	Commando Fastback	Oil Tank

USE ENERCOL - HAVOLINE CASTROL - MOBILLOIL SHELL - ESSOLUBE FOR GRADES SEE INSTRUCTION BOOK

**IMPORTANT**  
**DO NOT OVERFILL OIL TANK**  
CHECK LEVEL TO CENTRE OF SIGHT TUBE AFTER RUNNING ENGINE FOR A FEW MINUTES TO ALLOW OIL TO BE SCVENGED FROM CRANKCASE.

RESERVE


MADE IN ENGLAND

MADE IN ENGLAND



Part No.	Description	Type	Machine	Location
06.1017	750 COMMANDO (GOLD + BLACK OUTLINE)	D	Commando Fastback	Side Cover
06.1017rev	750 COMMANDO (BLACK + GOLD OUTLINE)	D	Commando Fastback	Side Cover
06.1040	NORTON (BLACK/GOLD OUTLINE)	V	Commando	Fuel tank
06.1044	750 COMMANDO MADE IN ENGLAND	D	Commando Fastback	Tail fairing
06.1207	COMMANDO 750 S GOLD/BLACK OUTLINE	D	Commando 750S	Side Cover
06.1699	ROADSTER (BLACK + GOLD OUTLINE)	D	Commando Pre-1971	Side Cover

**D = Dryfix** : As original. Requires lacquering.  
**V = Vinyl** : More durable than dryfix. Does not require lacquering.



Part No.	Description	Type	Machine	Location
06.2019	750 COMMANDO (GOLD + BLACK OUTLINE)	D	Commando 750	Side Cover
06.2020	750 COMMANDO (BLACK)	D	Commando 750	Side Cover
06.2021	750 COMMANDO (GOLD + BLACK OUTLINE)	V	Commando 750	Fuel tank
06.2215	INTERPOL (GOLD)	V	Interpol	Side Cover
06.2930	NORTON (BLACK)	V	Commando	Fuel tank
06.3184	750 COMMANDO SILVER/BLACK	D	Commando	Side Cover
06.3742	PROLONGED MOTORWAY USE	D	Commando	



Place large decal on front panel (interpol) on right side of tank (if fitted) on rear panel. Use large rubber compound to seal. Recommended 90-100psi. For correct fitment see instructions. For correct fitment see instructions. For correct fitment see instructions. For correct fitment see instructions. For correct fitment see instructions. For correct fitment see instructions.



Part No.	Description	Type	Machine	Location
06.3752	BATTERY RED LEAD TO +	D	Commando	
06.3755	OIL TANK LEVEL	D	Commando	
06.3756	BREAK-IN PERIOD	D	Commando	Speedo face
06.3759	GEARSHIFT PATTERN (Mk2)	D	Commando	
06.3905	FUEL RECOMMENDATION	D	Commando	Filler Cap
06.3977	RECOMMENDED OIL BRANDS	D	Commando	Frame

**BREAK-IN PERIOD**  
THIS MOTORCYCLE REQUIRES A 1500 MILE BREAK-IN PERIOD.  
UNTIL 500 MILE SERVICE RESTRICT TO ONE THIRD THROTTLE OPENING.  
500 - 1000 MILES PROGRESSIVELY INCREASE THROTTLE OPENING AND VARY CRUISING SPEED.  
1000 - 1500 MILES USE FULL THROTTLE ONLY IN BURSTS.  
CONSULT RIDERS MANUAL AND KEEP REGULAR CHECKS ON OIL LEVELS.

**IMPORTANT**  
Battery must be connected red lead to terminal '+' to suit positive ground system. Failure to connect system correctly will damage permanently the zener diode.

**OIL TANK LEVEL**  
Ensure that there is oil in the oil tank. Run engine for a few minutes to allow oil to be scavenged from the crankcase, then check level is between 'H' and 'L' markings. Do not overfill.

GASOLINE		
RECOMMENDED	MINIMUM	
9:1	97	95
10:1	100	97



**Norton**  
USE DUCKHAMS TEXACO CASTROL ENERCOL SHELL MOBILLOIL ESSOLUBE FOR GRADES SEE INSTRUCTION BOOK

### NOW BUY GENUINE NORTON FACTORY SPARES FROM OUR SALES COUNTER IN ANDOVER, HAMPSHIRE

Order on-line: [www.andover-norton.co.uk](http://www.andover-norton.co.uk) tel: 01264 359 565 email: [office@andover-norton.co.uk](mailto:office@andover-norton.co.uk)



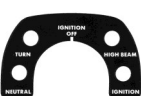
# Andover Norton

**THE SOURCE**

We are the only supplier of Commando & Dominator parts using the original factory drawings. Our products are mostly made in England and to original specification. We also offer Norton Rotary spares, factory service manuals and literature for **NORTON** and **TRIUMPH** motorcycles.

Part No.	Description	Type	Machine	Location
06.4013	850 COMMANDO (BLACK)	D	Early 850	Side Cover
06.4014	850 COMMANDO (GOLD)	D	Early 850	Side Cover
06.4015	850 COMMANDO (SILVER + BLACK OUTLINE)	D	Early 850	Side Cover
06.4880	NORTON (GOLD) (06.2931)	V	Commando	Fuel tank
06.4881	NORTON (BLACK) (06.2930)	V	Commando	Fuel tank
06.4882	NORTON (SILVER) (06.3179)	V	Commando	Fuel tank

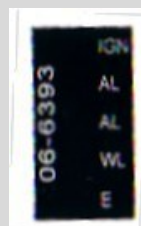
Please refer to our Website for Pricing: [www.andover-norton.co.uk](http://www.andover-norton.co.uk)



Part No.	Description	Type	Machine	Location
06.5095	850 COMMANDO (SILVER)	V	Late 850	Side Cover
06.5096	850 COMMANDO (BLACK)	V	Late 850	Side Cover
06.5097	850 COMMANDO (GOLD)	V	Late 850	Side Cover
06.5333	E-APPROVAL	D	Commando Mk3	
06.5722	INSTRUMENT CONSOLE (850 MK3)	D	Commando Mk3	Console



Part No.	Description	Type	Machine	Location
06.6179	GEARSHIFT PATTERN (Mk3)	D	Commando Mk3	
06.6388	850 COMMANDO ELECTRIC START GOLD	V	Commando 850	Side Cover
06.6389	850 COMMANDO ELECTRIC START SILVER	V	Commando 850	Side Cover
06.6390	850 COMMANDO ELECTRIC START BLACK	V	Commando 850	Side Cover
06.6393/2	FOR CONTROL UNIT 06.6393	D	Commando Mk3	Control Unit
06.6611	NORTON-TRIUMPH OILS	D	Commando Mk3	Frame



Part No.	Description	Type	Machine	Location
06.6985	NORTON (BLUE)	V	Commando	Fuel tank
06.7108	AUTHORISED DEALER (A4 size)		Marketing use	
06.7231	750 COMMANDO (GOLD)	V	Commando 750	Side Cover
06.7232	750 COMMANDO (BLACK)	V	Commando 750	Side Cover
06.7233	750 COMMANDO (SILVER)	V	Commando 750	Side Cover
06.7908	ROADHOLDER (NM25117)	D	Dominator & Commando	Forks
60.3361	MADE IN ENGLAND GOLD/BLACK	V	Twins & Singles	RH Frame Tube
60.4556	MADE IN ENGLAND BY N-T	D	Late Commando	Rear Mudguard



**D = Dryfix** : As original. Requires lacquering.

**V = Vinyl** : More durable than dryfix. Does not require lacquering.



Made in England

